NOTE:
THIS DRAWING TO BE READ IN CONJUNCTION WITH IRISH WATER INFRASTRUCTURE STANDARD DETAILS, DOCUMENT NUMBER: IW-CDS-5020-01, AUGUST 2016. THIS INCLUDES FOR ALL RELEVANT NOTES PERTAINING TO EACH OF THE DETAILS AS INCLUDED.

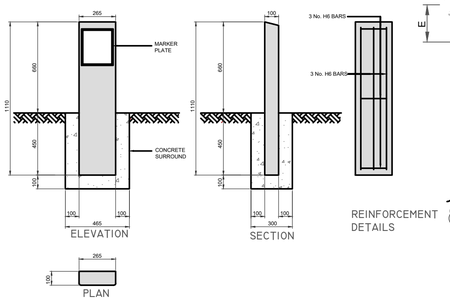

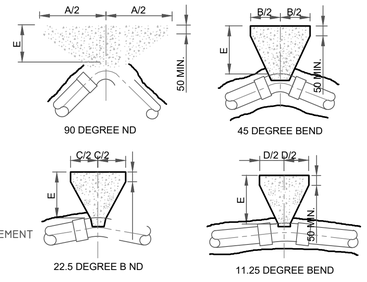

HORIZONTAL BENDS

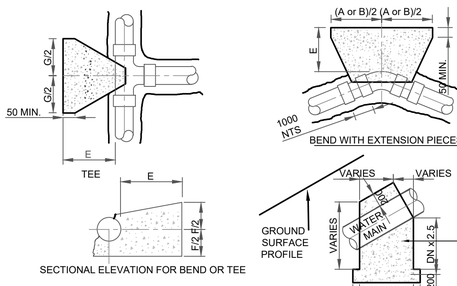

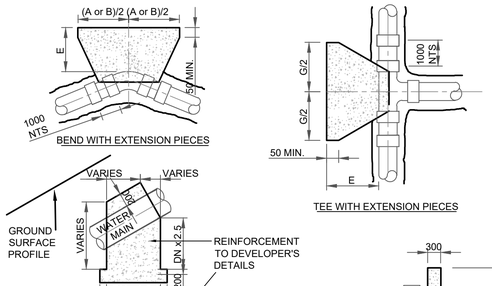

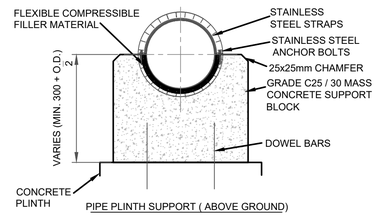

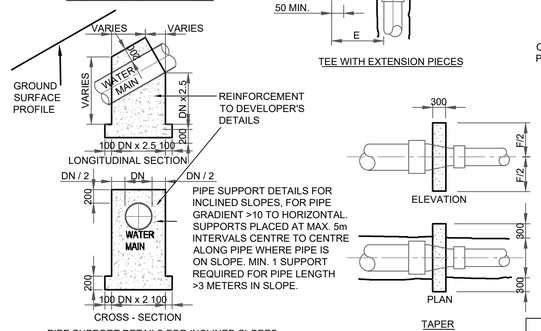

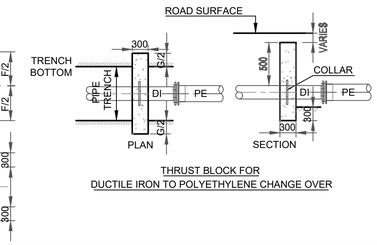

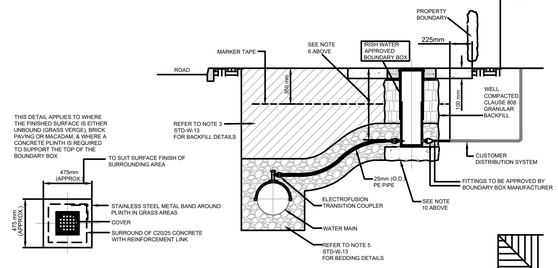

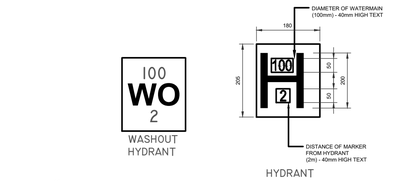

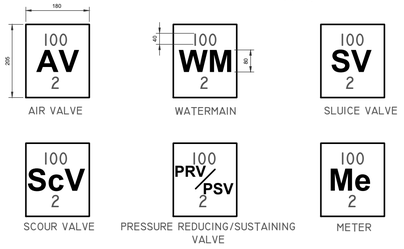

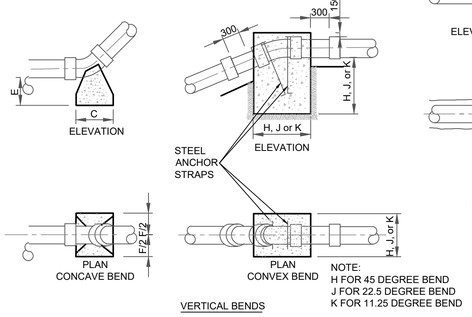

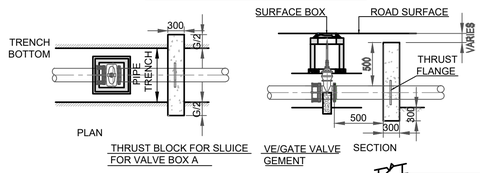

TABLE OF DIMENSIONS FOR STEEPLY INCLINED PIPELINES	
GRADIENT	SPACING
1 IN 2 & STEEPER	5.5m
BELOW 1 IN 2 TO 1 IN 4	11.0m
1 IN 4 TO 1 IN 5	16.6m
1 IN 5 TO 1 IN 6	22.0m

WATER MAIN THRUST AND SUPPORT BLOCKS
DRAWING No.
STD-W-28

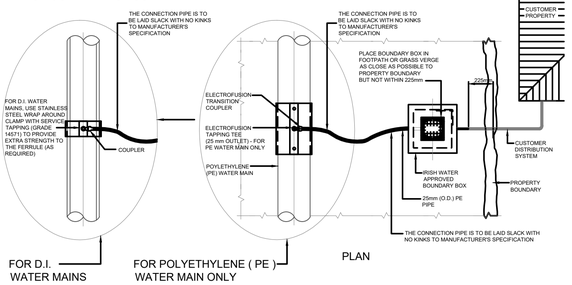

CUSTOMER CONNECTION AND BOUNDARY BOX
(25mm OD PIPE)
DRAWING No.
STD-W-03

MARKER POSTS / PLATES
DRAWING No.
STD-W-27

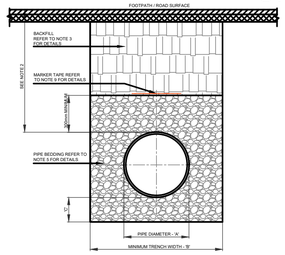

DIAMETER (mm)	'C' (mm)
≤50	3000
200 - 600	5000
>600	8000

DIAMETER (mm)	'A' (mm)	'B' (mm)
<300	300	300
300 - 450	500	500
>450	3000	500

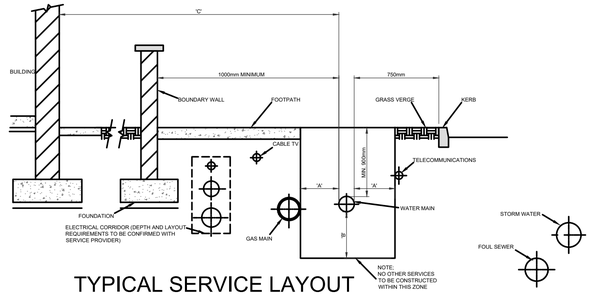

TYPICAL SERVICE LAYOUT
INDICATING SEPARATION DISTANCES
DRAWING No.
STD-W-11



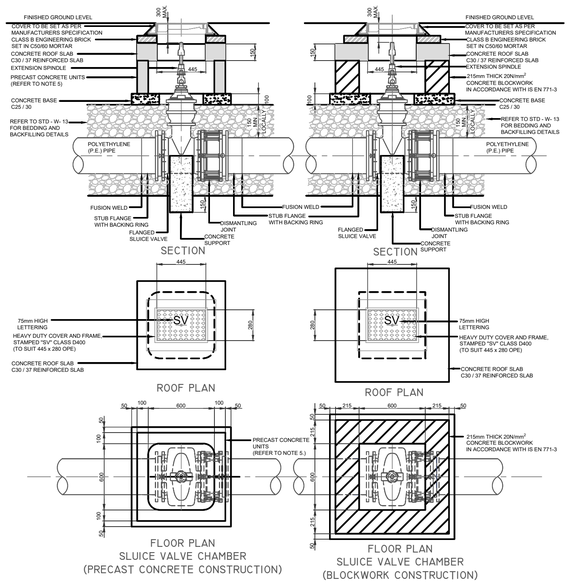

SLUICE VALVE
FOR POLYETHYLENE (P.E.) PIPE (< 350mm DIA.)
DRAWING No.
STD-W-15

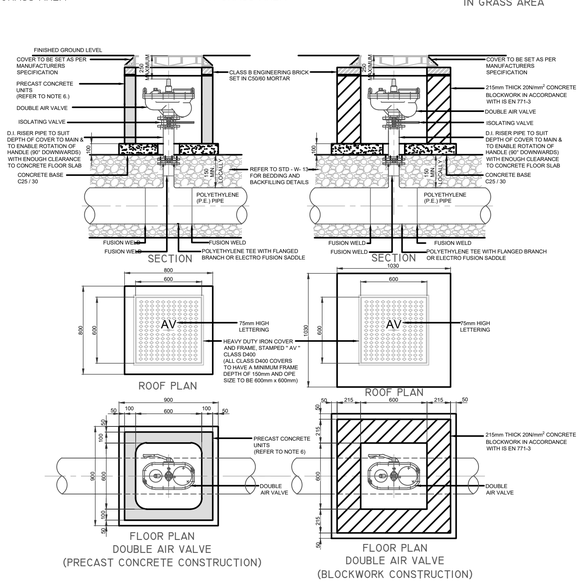

ON - LINE AIR VALVE
FOR POLYETHYLENE (P.E.) PIPE
DRAWING No.
STD-W-22

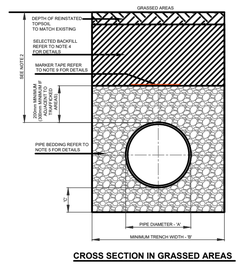

TRENCH BACKFILL AND BEDDING
DRAWING No.
STD-W-13

PIPE DIAMETER 'A' (mm)	TRENCH WIDTH 'B' (mm)
≤80	SEE NOTE 10
100	500
150	600
200	600
250	750
300	750
350	750
400	900
450	900

PIPE DIAMETER 'A' (mm)	DEPTH OF BEDDING 'C' (mm)
< 200	150
> 250	200

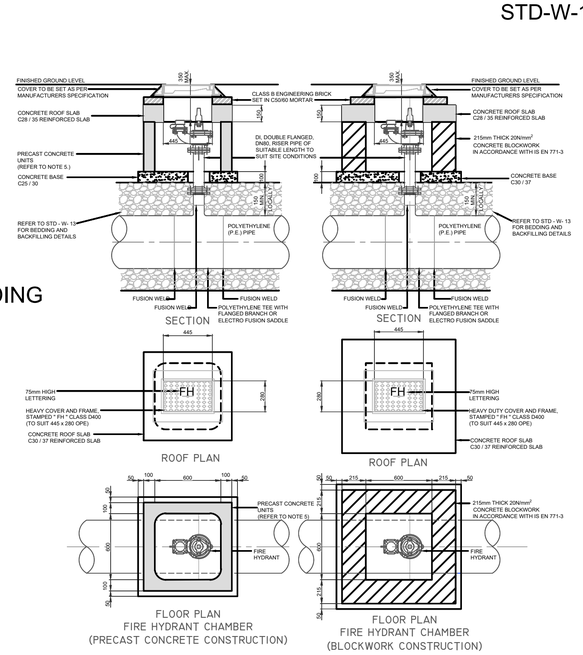

ON - LINE HYDRANT
FOR POLYETHYLENE (P.E.) PIPE
DRAWING No.
STD-W-18

REV	DESCRIPTION	BY	CHK/ APP	DATE
P01	ISSUED FOR PLANNING	FJVR	JB	02/09/24

CLIENT
CAPAMI LTD

PROJECT
OLDCOURT LRD

DRAWING TITLE
WATER TYPICAL DETAILS

PINNACLE CONSULTING ENGINEERS

GROSVENOR COURT,
67A PATRICK STREET,
DUN LAOGHAIRE,
COUNTY DUBLIN,
IRELAND, A96 W3Y7
TELEPHONE: +353 1 2311041
NORWICH WELWYN GARDEN CITY LONDON THE HAGUE FRANKFURT

DRAWING STATUS				
PLANNING				
SCALE @ A1	DATE	DRAWN BY	CHECKED	APPROVED
NTS	2024/04/28	FJVR	JB	SOR
DRG NO. P211102-PIN-XX-XX-DR-C-00902-S2			REV. P01	

COPYRIGHT PINNACLE

PIN REF: P211102

File Location: Z:\02 PROJECTS\2021 PROJECTS\P211102 - OLDCOURT - LAP LANDS\6.0 DRAWINGS\6.2 PINNACLE\6.2.1 CIVIL\20240521 - PLANNING PACK\DWG\P211102-PIN-XX-XX-DR-C-00902-S2-P01 WATER TYPICAL DETAILS.DWG